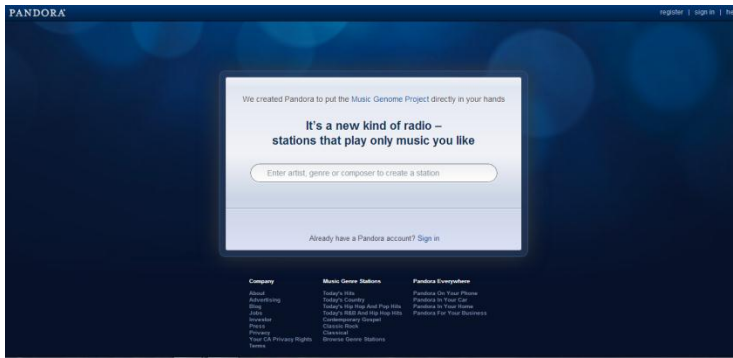
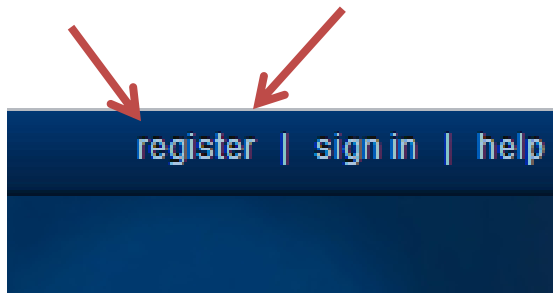


Setting up an account and signing into Pandora

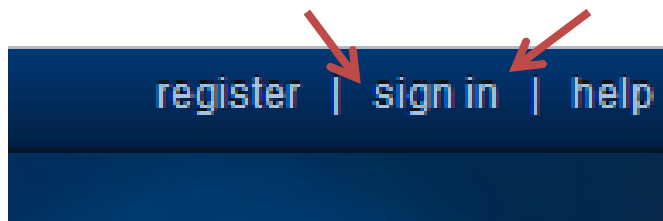
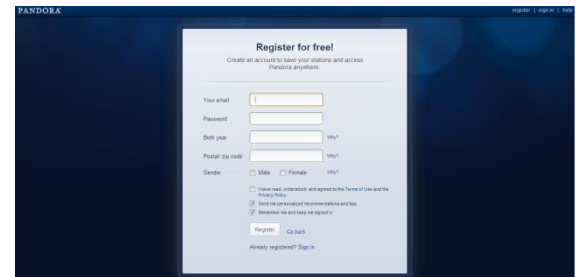


First, go to Pandora to set up an account. You can make an account if you want to save station, tracks, or if you go on Pandora regularly.

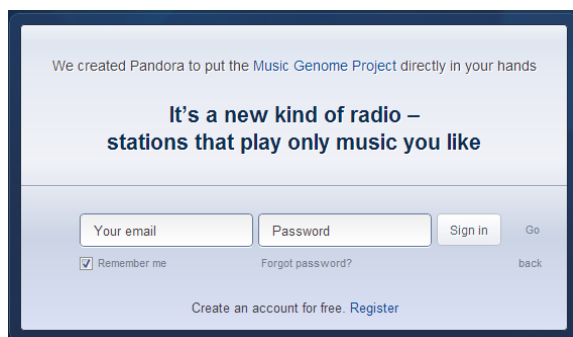


Just press register in the top right corner.

It will take you to this page. Put in all this information, and then agree to the terms of use. If you want to know why you have to put in your birth year, zip code, and gender, press the “Why?” button. When you’re finished, just press register. Now, you have an account for Pandora.



If you already have an account on Pandora, press the button sign in. It's in the top right corner.



It will take you to this page. Put in your email that you used to register, and your password. If you forgot your password, Press the “Forgot your password?” button. Then, press sign in.